




[www.sse.com.cn](http://www.sse.com.cn)







|             |    |      |            |    |    |
|-------------|----|------|------------|----|----|
| 2023        |    |      | 2023       | 12 | 31 |
| 156,000,000 | 10 | 2.34 | 36,504,000 |    |    |
|             |    |      | 30.30%     |    |    |

|  |  |  |  |  |
|--|--|--|--|--|
|  |  |  |  |  |
|  |  |  |  |  |
|  |  |  |  |  |

|  |  |  |
|--|--|--|
|  |  |  |
|  |  |  |
|  |  |  |
|  |  |  |
|  |  |  |

**1**

|  |  |   |
|--|--|---|
|  |  |   |
|  |  |  |

|  |  |   |
|--|--|---|
|  |  |   |
|  |  |    |
|  |  |    |
|  |  |    |
|  |  |    |
|  |  |   |
|  |  |  |

2



SMBB

MBB

SMBB

SmartWire 0BB

HJT

|  |  |   |
|--|--|---|
|  |  |   |
|  |  |  |
|  |  |   |
|  |  |  |
|  |  |   |



|  |  |  |
|--|--|--|
|  |  |  |
|  |  |   |
|  |  |   |
|  |  |  |

1

2

3

BOM

MES

4

OEM/ODM

1.

(1)

2021 3

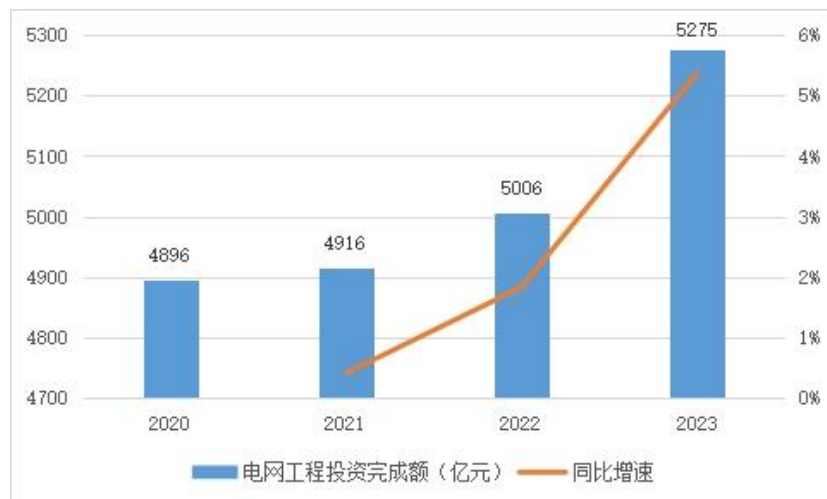
2023 7

6,700

51%

48%

2020-2023

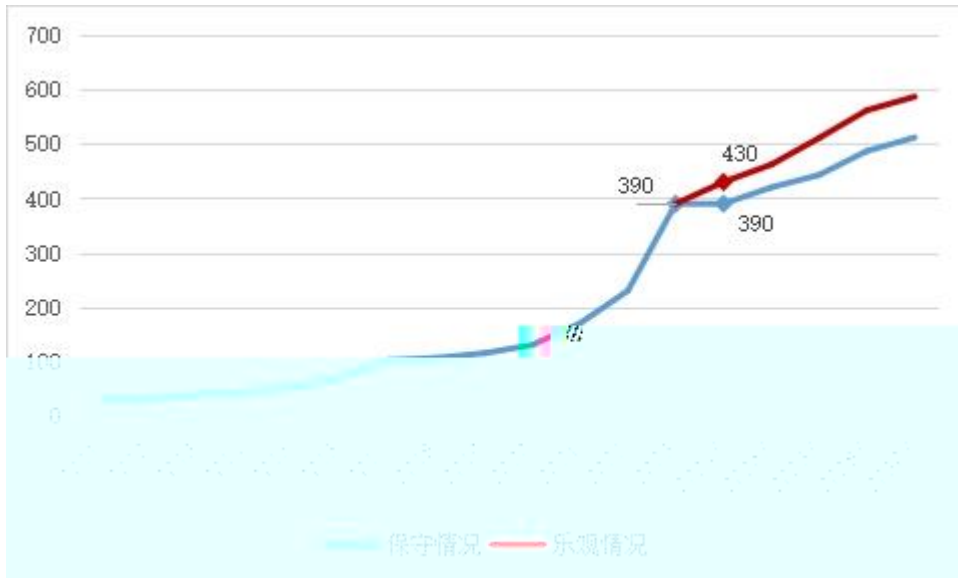


(2)

2023 7 16  
2023  
2023 11 15  
2024  
2030  
2030  
2023  
216.88GW  
145.12%  
2023  
2023  
499GW  
69.3%  
2024  
190-220GW  
390-430GW

2011-2023

GW



2023 N 23.0% HJT  
P N  
26.5%  
2022 0.9%  
N TOPCon  
30 N



95% N

2022-2030

%



PCS

CQC UL CB RoHS FCC( ) IC( ) VDE

CE

3.

3C

2023 N

TOPCon

HJT XBC


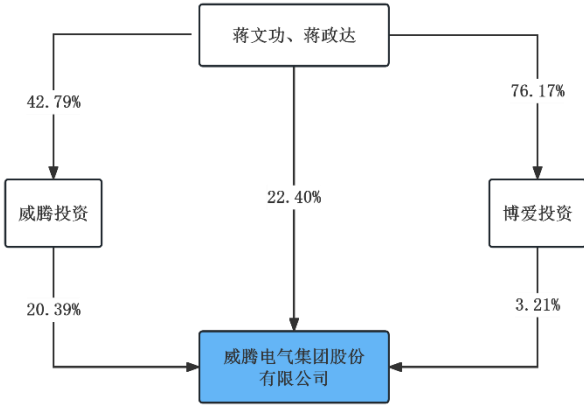


|  |  |  |  |  |  |
|--|--|--|--|--|--|
|  |  |  |  |  |  |
|--|--|--|--|--|--|

|  | 1-3            | 4-6             | 7-9             | 10-12          |
|--|----------------|-----------------|-----------------|----------------|
|  | 430,451,200.85 | 603,510,103.59  | 973,700,915.04  | 840,001,756.92 |
|  | 13,285,171.43  | 25,232,088.90   | 46,246,459.03   | 35,699,831.57  |
|  | 10,329,039.86  | 24,666,325.16   | 46,051,872.00   | 36,252,199.97  |
|  | -64,389,348.88 | -173,806,116.31 | -124,584,782.14 | 143,502,861.67 |



|  |  |  |  |  |  |  |  |  |
|--|--|--|--|--|--|--|--|--|
|  |  |  |  |  |  |  |  |  |
|  |  |  |  |  |  |  |  |  |
|  |  |  |  |  |  |  |  |  |



1.20  
28.48  
72.30% 2023  
74.03%  
87.37%  
9,198.51  
54.74%